

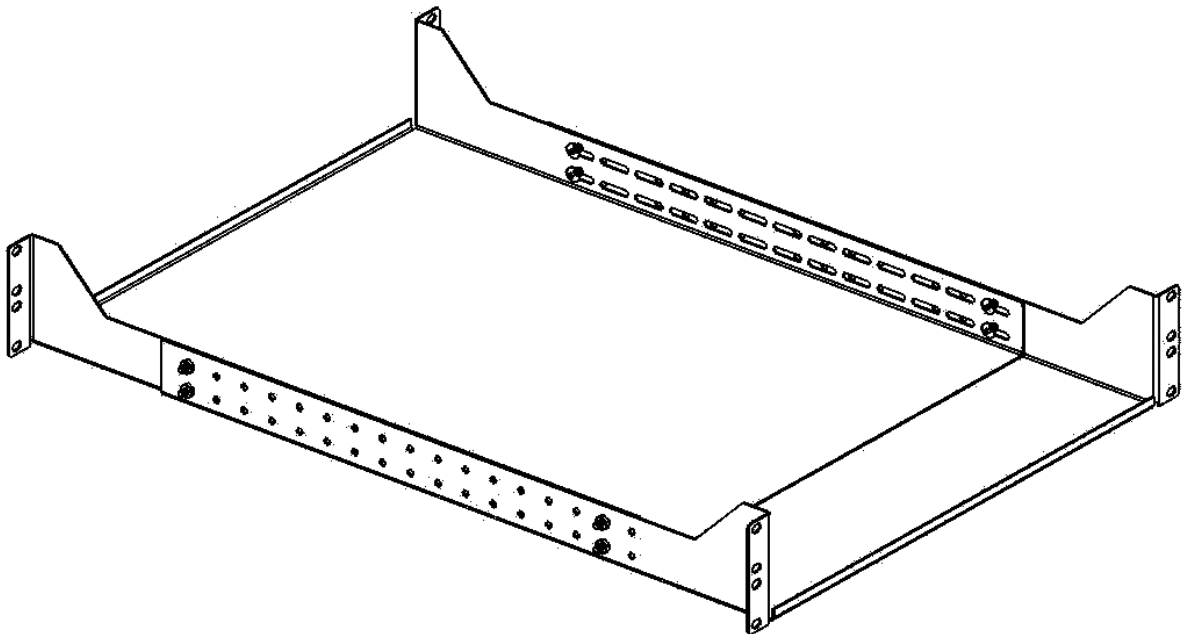
# KENDALL HOWARD ®

## Assembly Instructions

# 4-Point Adjustable Shelves

**Part Numbers:**

**1906-3-006-02, 1906-3-007-01, 1906-3-008-01**



Address: 10152 Liberty Lane  
Chisago City, Minnesota, 55013  
United States of America  
Phone: 651-213-1333  
Fax: 800-418-6897

[www.kendallhoward.com](http://www.kendallhoward.com)

Tools Needed:

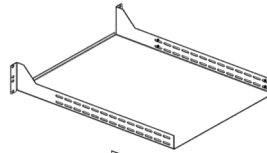


Screw Driver

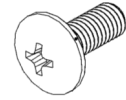
You may also need:



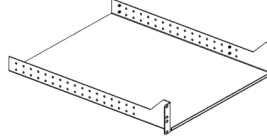
What's in the box:



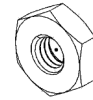
QTY 1:  
Shelf Side  
with Slots



QTY 8:  
Screws

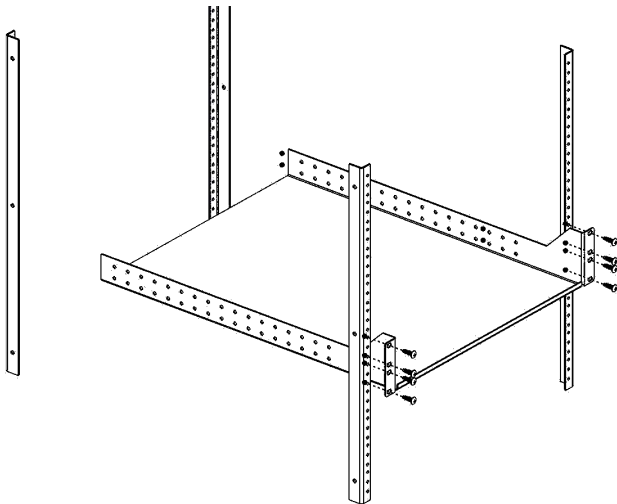


QTY 1:  
Shelf Side  
with Holes

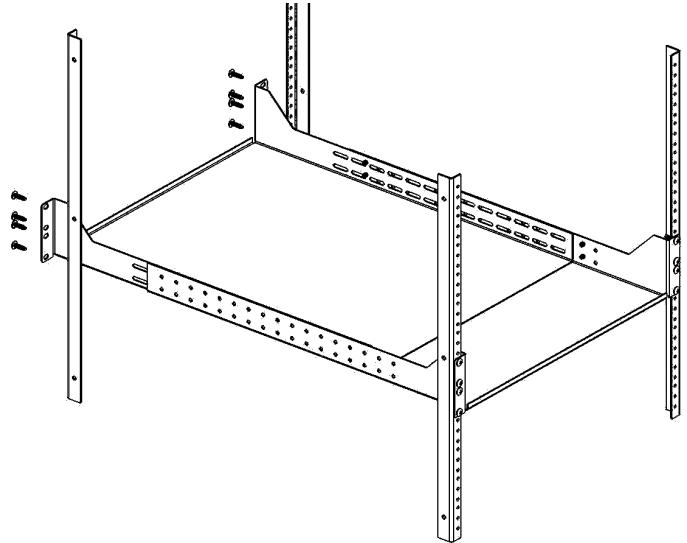


QTY 8:  
Nuts

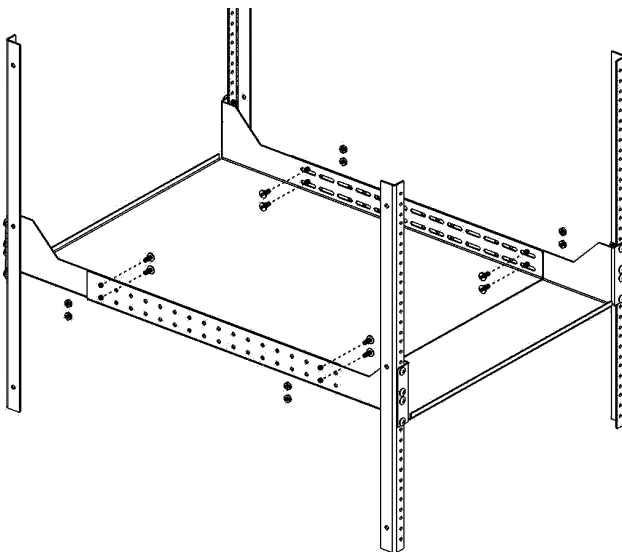
Step 1:



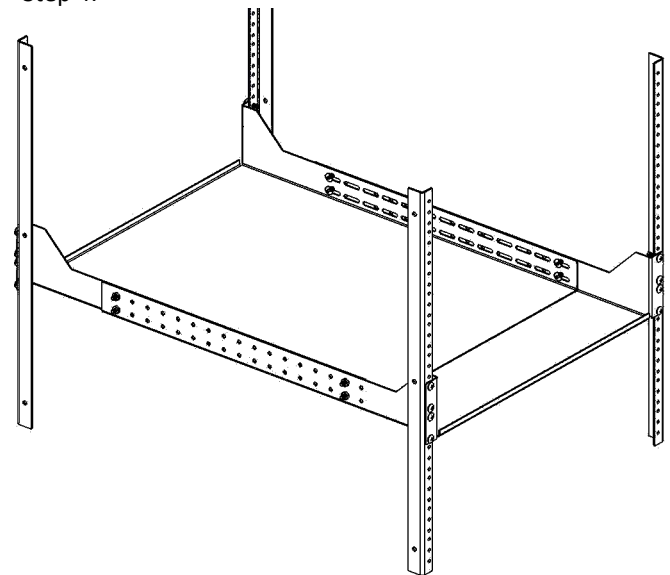
Step 2:



Step 3:



Step 4:



For details about product warranty, please visit [www.kendallhoward.com](http://www.kendallhoward.com)

**DISCLAIMER:** Kendall Howard LLC. endeavors to make this manual accurate and complete. However, Kendall Howard LLC makes no representations or warranties of any kind, expressed or implied, about whether the use of products contained herein would infringe any rights or the correctness, accuracy or reliability of the information contained herein or that said information covers all details, conditions or variations. The information herein does not provide for every possible contingency in connection with the installation or use of the product(s). The information contained in this document is subject to change without notice or obligation. Kendall Howard LLC assumes no responsibility for the accuracy, completeness or reliability of the information contained in this document. Any reliance placed on the information is therefore strictly at your own risk.