

Assembly Instructions

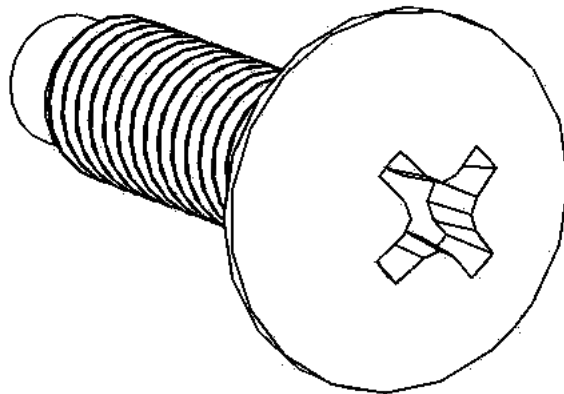
Rack Screws

10-32 - 0100-1-011-01, 0100-1-012-01, 0100-3-300-01

M5 - 0100-1-011-02, 0100-1-012-02, 0100-3-300-02

12-24 - 0100-1-011-03, 0100-1-012-03, 0100-3-300-03

M6 - 0100-1-011-014, 0100-1-012-04, 0100-3-300-04

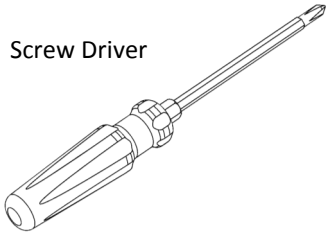


Address: 10152 Liberty Lane
Chisago City, Minnesota, 55013
United States of America

Phone: 651-213-1333
Fax: 800-418-6897

Tools Needed:

Screw Driver



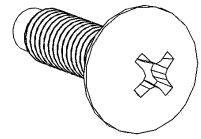
You may also need:

Cage Nuts



What's in the box?

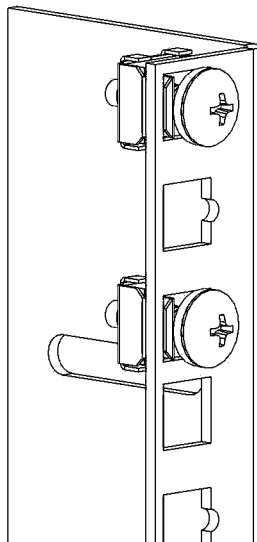
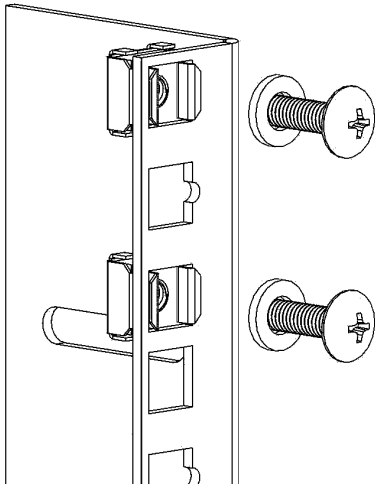
Rack Screws



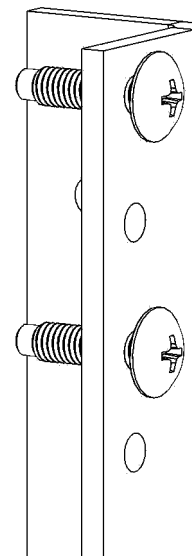
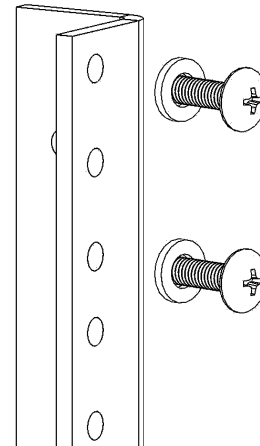
Washers



Cage Nut Style Rail



Tapped Rail



For details about product warranty, please visit www.kendallhoward.com

DISCLAIMER: Kendall Howard LLC. endeavors to make this manual accurate and complete. However, Kendall Howard LLC makes no representations or warranties of any kind, expressed or implied, about whether the use of products contained herein would infringe any rights or the correctness, accuracy or reliability of the information contained herein or that said information covers all details, conditions or variations. The information herein does not provide for every possible contingency in connection with the installation or use of the product(s). The information contained in this document is subject to change without notice or obligation. Kendall Howard LLC assumes no responsibility for the accuracy, completeness or reliability of the information contained in this document. Any reliance placed on the information is therefore strictly at your own risk.