

KENDALL HOWARD

Corner Unit Assembly and Maintenance Manual



Workbenches LAN Stations
And Accessories

Your New Performance Workstation

Congratulations on your new Kendall Howard Performance LAN Station Workbench. This manual will step you through the assembly process. If you have trouble, please feel free to call our customer service department from 8:30 AM to 5:30 PM CST.

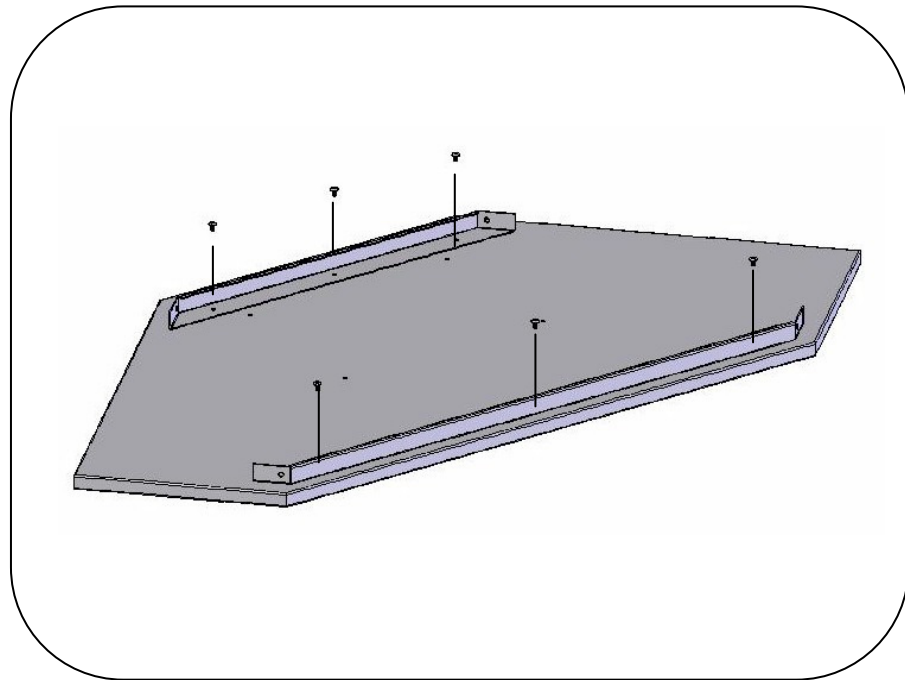
Step 1. Inventory

Please be sure that you unpack the crate completely and take a complete inventory of what you have received. This will save you much time if parts are missing and you have to stop in the middle of the build process. We take every precaution to ensure that you do receive all parts required; however accidents do happen in shipping that may cause the loss of a key part. If you suspect that you are missing parts, please contact our customer service department immediately at 651-340-1400. You will need to have your order confirmation number before you call.

PART	QTY	PART	QTY
Levelers	6	2 Work Surface Brackets	2
Table Sides (1 left, 1 right)	2	3/4" Round Plastic End Cap	18
Cross Bars	4	1 1/2" Square Plastic End Cap	8
Upper Shelf Supports	8	1 1/2" x 2" Rectangle End Cap	4
Upper Shelf Channels	4	Channel Nut	16
Upper Shelf	2	1 1/2 Hex Drive Bolt	22
Work Surface	1	2 1/2" Hex Drive Bolt	8
Cable Support (Left, Right, Center)	3	T-Handle Hex Wrench	1
Back C-Frame (1 left, 1 right)	2	Cross Head Screw	14

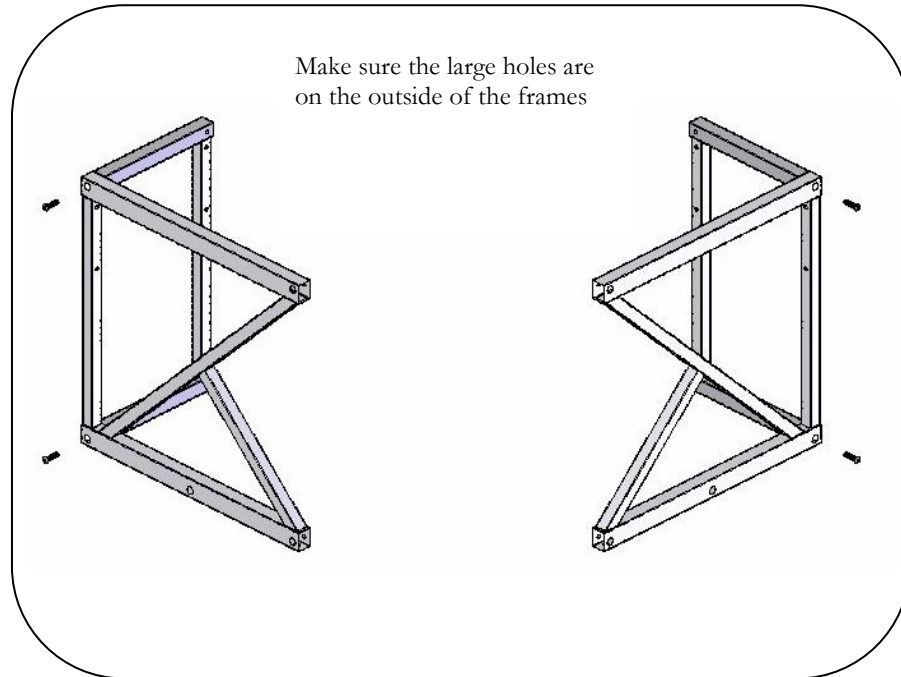
Step 2. Assemble the Work Surface

Place the work surface on a clean surface and install the front and rear table supports with the provided cross head screws. Leave screws slightly loose.



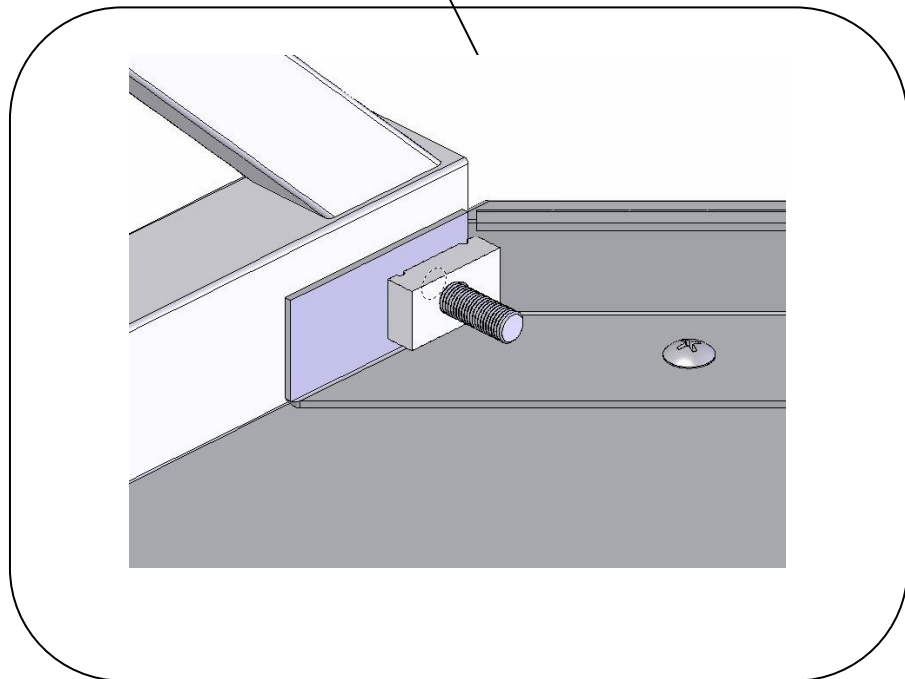
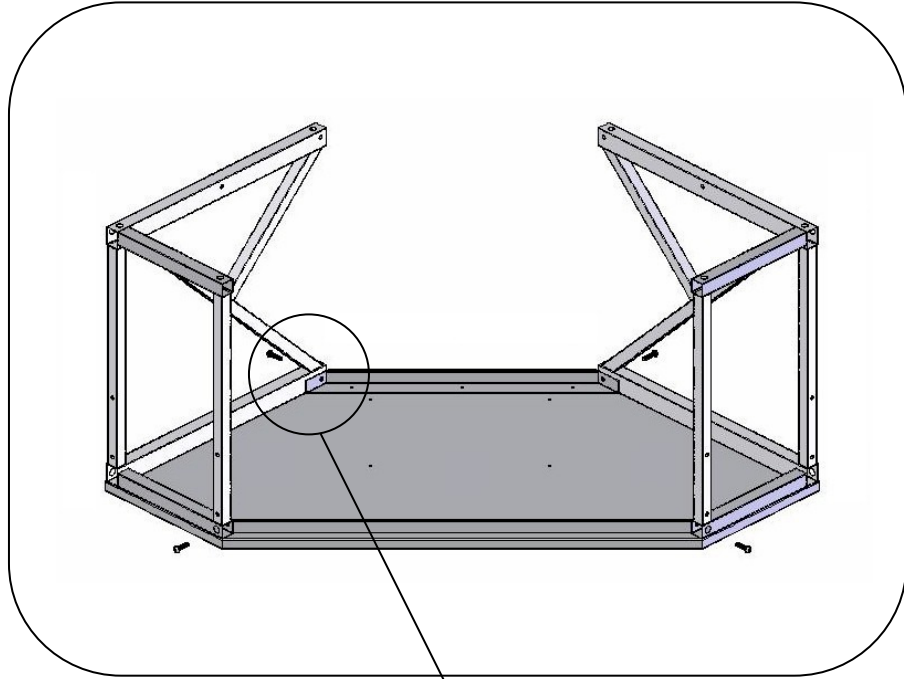
Step 3. Assemble the Side Frames

Attach the left frame to the left sub frame with (2) 3/8X1.5 cap head bolts and fully tighten bolts. Next screw in the 6 levelers into the receiving holes located at the bottom of the frame sets



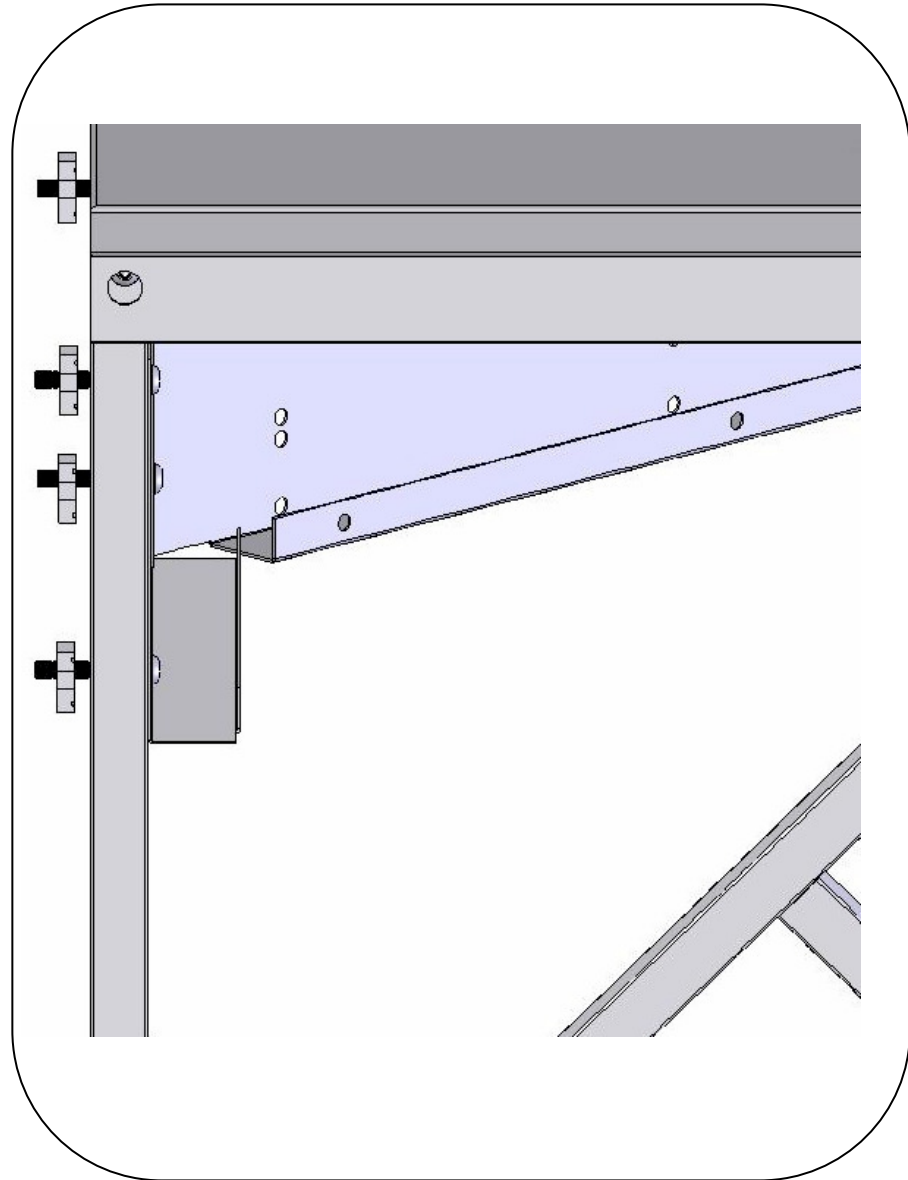
Step 4. Assemble the Bottom Table

With the table top laying down with the bolt holes and sub frame up, attach the left and right leg assemblies using the (4) 3/8 X 1.5" and 4 channel nuts.



Step 5. Assemble the Back Plates and Shelf Supports

With the table in the upright position, add the left and then right back plates using only out side bolts. Once both left and right back plates have been attached using 4 (2 each) 3/8 X 2 1/2" bolts you may then add the center back plate. Next, add 8 channel nuts, one to each bolt. Leave about 1/4" between the nut and the frame. **DO NOT FULLY TIGHTEN AT THIS TIME.** Leave nuts with the long side pointing up.



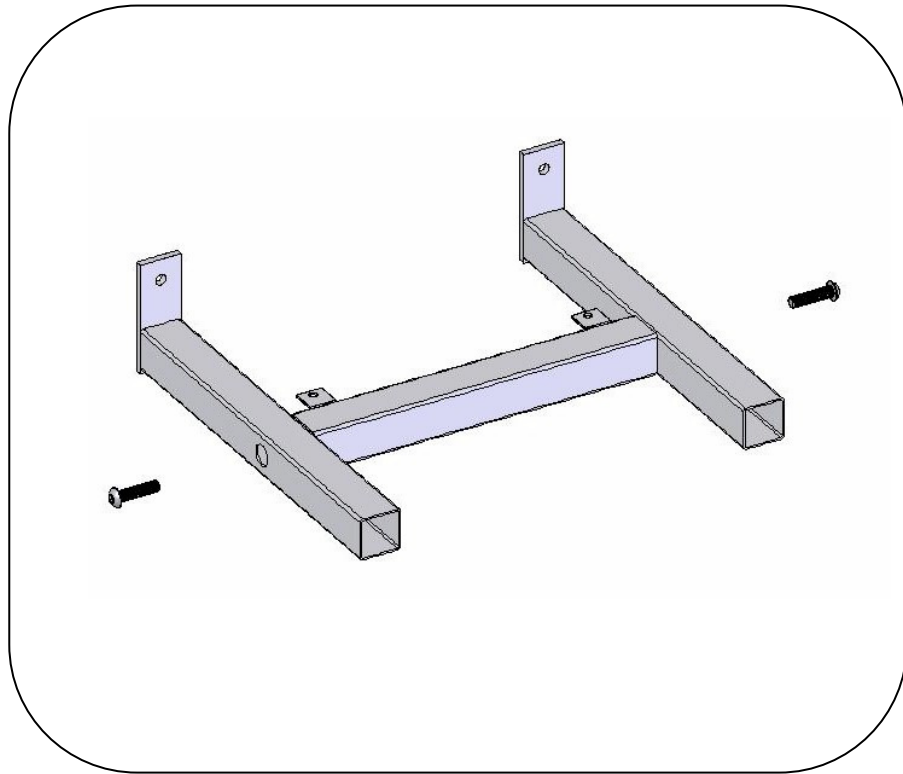
Step 6. Add the upper shelf supports

Place the shelf channels over the channel nuts on the back of the table. Tighten each nut slowly until the nut turns into the channel.



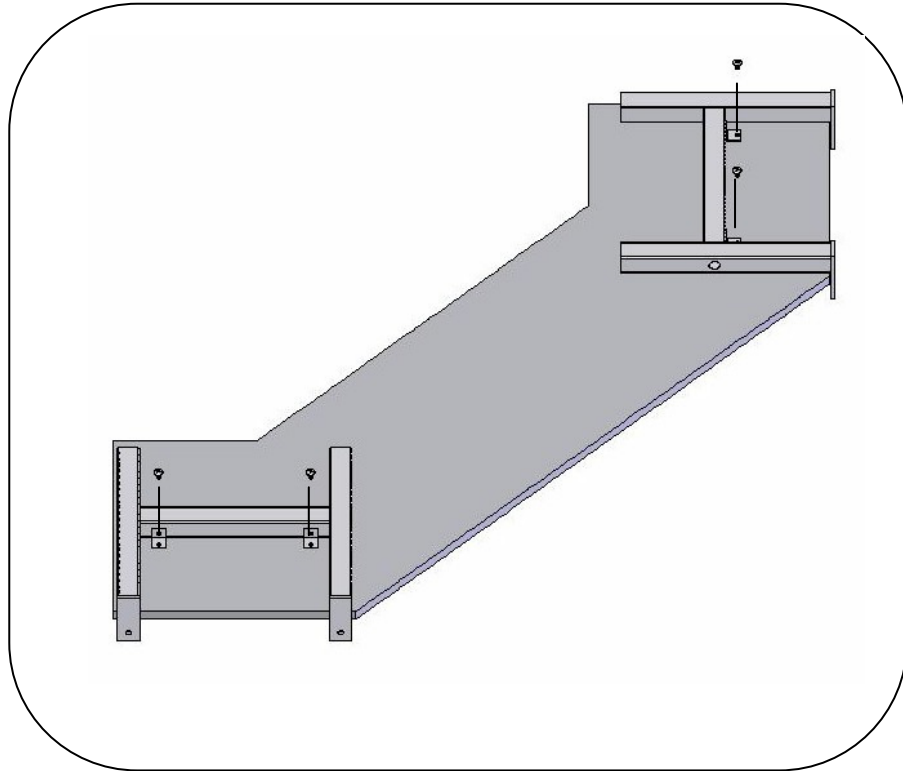
Step 7. Assemble the Shelf Arms

Assemble 4 sets of shelf support arms using the 3/8 X 1.5 bolts. DO NOT FULLY TIGHTEN AT THIS TIME.



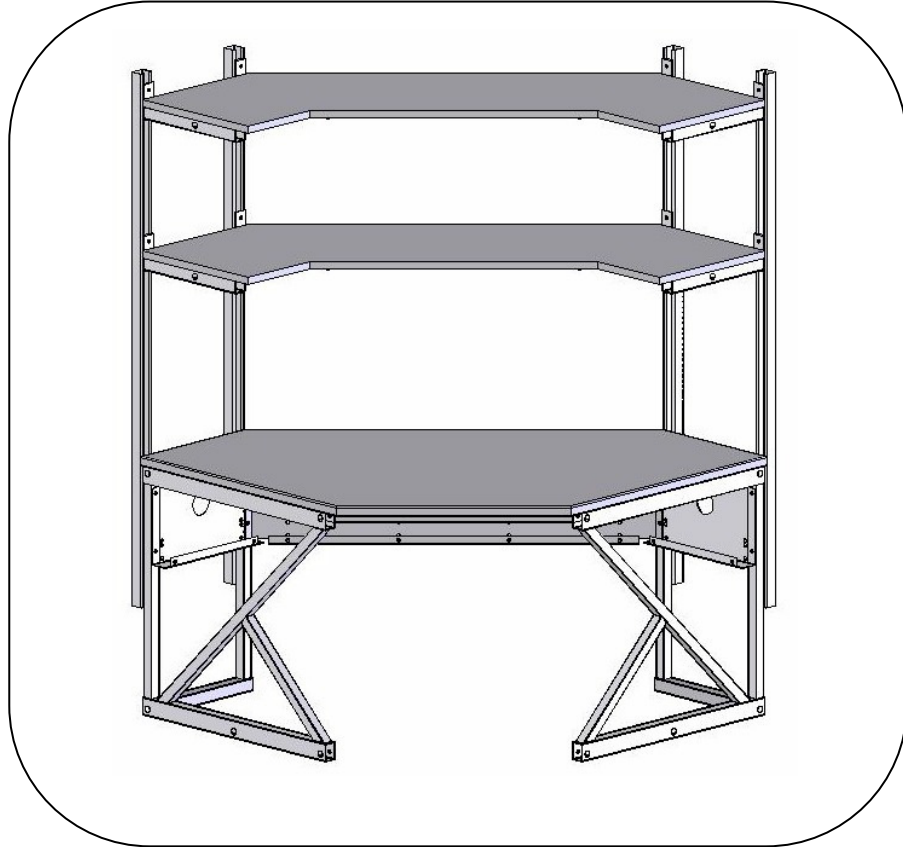
Step 8. Assemble the upper shelves

With the upper shelves upside down, add the shelf support arms using the cross head screws provided.



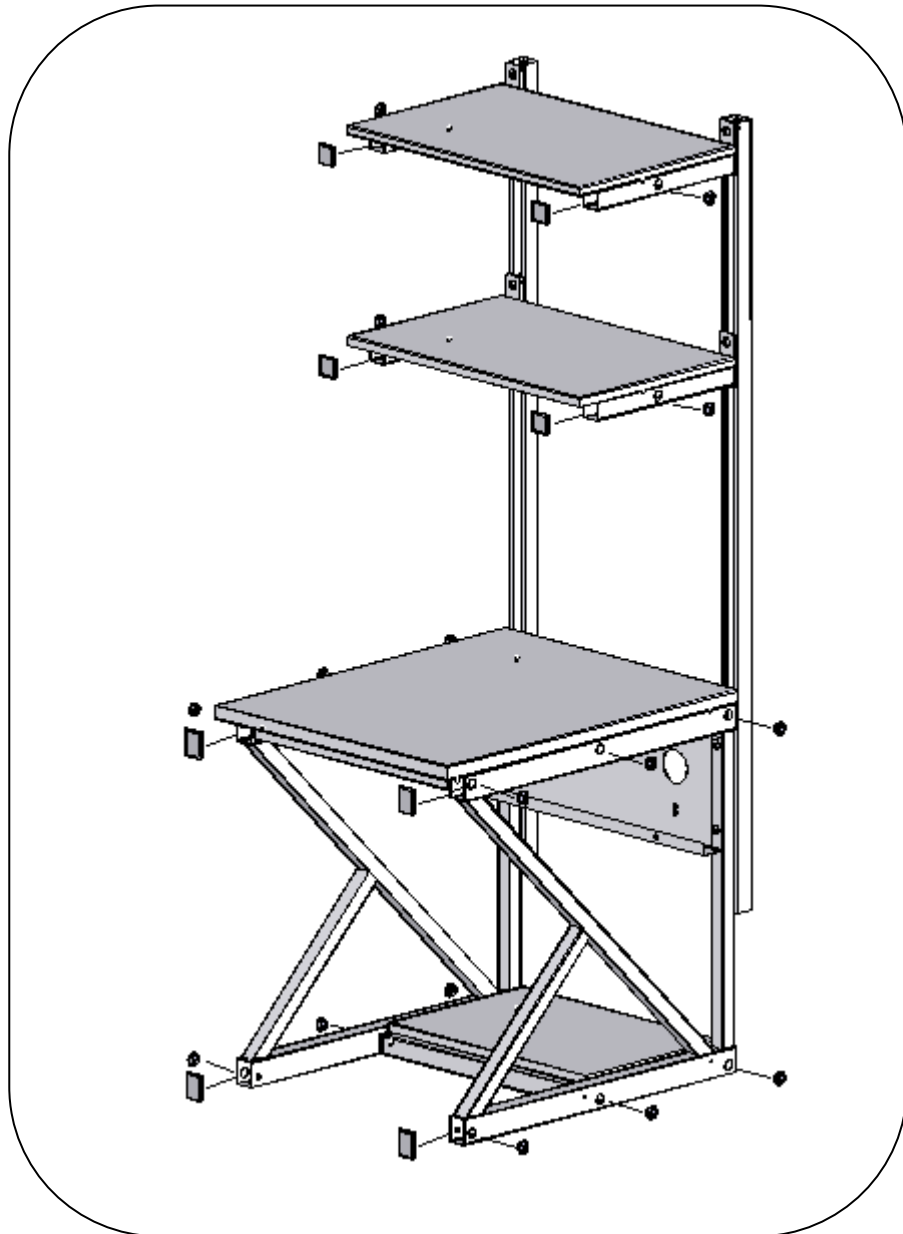
Step 9. Attach the Upper Shelves

For this step you will need at least one helper. Add a 3/8 X 1.5" bolt to each shelf arm hole. Next, add a channel nut to each bolt leaving at least 1/4" of space between the nut and the shelf arm. Carefully lift the shelf placing the nut inside the channel. With the provided T-Handle wrench, tighten the bolts until the nut turns into place.



Step 10. Add the Plastic End Caps

Insert the plastic end $\frac{3}{4}$ " round caps into the left and right side frames as well as the upper shelf supports.



Maintaining Your New Workbench

Your new Kendall Howard Performance Workbench is constructed with some of the highest quality materials available today. To keep your Workbench looking new, we recommend cleaning it regularly damp cloth using a mild soap and water solution.

- **Do not use abrasive cleaners.**
- **Keep work surface away from petroleum products**
- **Keep away from open flames. Shelving is constructed from a wood product and is not fire proof.**
- **If you opted for casters on your bench, moving the bench around may loosen the hardware over time. Periodically check that all bolts and screws are tightened.**
- **Do not exceed the weight thresholds for your bench. This could result in serious injury or death.**

Limited Warranty

General:

Under certain circumstances we offer with our products the following One Year Warranty Against Defects in Material and Workmanship. Please read your Warranty carefully. This Warranty sets forth our responsibilities in the unlikely event of defect and tells you how to obtain performance under this Warranty.

ONE YEAR LIMITED WARRANTY AGAINST DEFECTS IN MATERIAL AND WORKMANSHIP

KENDALL HOWARD PRODUCTS COVERED:

Performance Series LAN Benches and Workstations

Terms of Warranty:

As provided herein, the Kendall Howard product is warranted to be free of defects in material and workmanship for a period of one year from the date of product purchase from Kendall Howard, not to exceed fifteen (15) months from the date of product manufacture. The date of purchase will be determined only from the Kendall Howard sales order acknowledgment. If any part or portion of the Kendall Howard product fails to conform to the Warranty within the Warranty period, Kendall Howard, at its option, will furnish new or factory remanufactured products for repair or replacement of that portion or part.

Warranty Extends to First Purchaser for Use. Non-transferable:

This Warranty is extended to the first person, firm, association or corporation for whom the Kendall Howard product specified herein is originally sold for use in the United States (the "User"). This Warranty is not transferable or assignable without the prior written permission of Kendall Howard.

Assignment of Warranties:

Kendall Howard assigns to User any warranties which are made by manufacturers and suppliers of components of the Kendall Howard product and which are assignable, but Kendall Howard makes NO REPRESENTATIONS as to the effectiveness or extent of such warranties, assumes NO RESPONSIBILITY for any matters which may be warranted by such manufacturers or suppliers and extends no coverage under this Warranty to such components.

Drawings, Descriptions:

Kendall Howard warrants for the period and on the terms of the Warranty set forth herein that the Kendall Howard product will conform to the descriptions contained in Kendall Howard final invoices, orders, proposals (as modified) and other Kendall Howard descriptive documents ("Descriptions"). Kendall Howard does not control the use of any Kendall Howard product. Accordingly, it is understood that the Descriptions are NOT WARRANTIES OF PERFORMANCE and NOT WARRANTIES OF FITNESS FOR A PARTICULAR PURPOSE.

Warranty Claims Procedure:

Within a reasonable time, but in no case to exceed ninety (90) days, after User's discovery of a defect, User shall contact Kendall Howard at 1-651-340-1400. Subject to the limitations specified herein, a Kendall Howard customer service representative will repair or replace the non-conforming Kendall Howard product warranted hereunder, without charge for materials. User will not be charged for labor if performed within ninety (90) days of product purchase. In all other instances, User will be charged for labor performed at Kendall Howard's then current rates. Kendall Howard shall assume shipping costs for replacement products and return of the defective product to Kendall Howard. Warranty coverage will be extended only after Kendall Howard inspection discloses the claimed defect and shows no signs of treatment or use which would void the coverage of this Warranty.

Warranty Performance of Component Manufacturers:

It is Kendall Howard's practice, consistent with its desire to remedy Warranty defects in the most prompt and effective manner possible, to cooperate with and utilize the services of component manufacturers and their authorized representatives in the performance of work to correct defects in the Kendall Howard components. Accordingly, Kendall Howard may utilize third parties in the performance of Warranty work, including repair or replacement hereunder, where, in Kendall Howard's opinion, such work can be performed in less time, and with less .

Items Not Covered By Warranty:

THIS WARRANTY DOES NOT COVER DAMAGE OR DEFECT CAUSED BY misuse, improper application, wrong or inadequate electrical current or connection, negligence, inappropriate on site operating conditions, repair by non-Kendall Howard designated personnel, accident in transit, tampering, alterations, a change in location or operating use, exposure to the elements, Acts of God, theft or installation contrary to Kendall Howard 's recommendations or specifications, or in any event if the Kendall Howard serial number has been altered, defaced, or removed.

THIS WARRANTY DOES NOT COVER installation costs, external circuit breaker resetting or maintenance or service items and further, except as may be specifically provided for herein, does NOT include labor or shipping costs arising from the repair or replacement of the Kendall Howard product, or any part thereof, or charges to remove same from any premises of User.

THIS WARRANTY IS VOID if User alters the product in any way.

Limitations:

- THIS WARRANTY IS IN LIEU OF AND EXCLUDES ALL OTHER WARRANTIES, EXPRESS OR IMPLIED, INCLUDING MERCHANTABILITY AND FITNESS FOR A PARTICULAR PURPOSE.
- USER'S SOLE AND EXCLUSIVE REMEDY IS REPAIR OR REPLACEMENT OF THE KENDALL HOWARD PRODUCT AS SET FORTH HEREIN.
- IF USER'S REMEDY IS DEEMED TO FAIL OF ITS ESSENTIAL PURPOSE BY A COURT OF COMPETENT JURISDICTION, KENDALL HOWARD'S RESPONSIBILITY FOR PROPERTY LOSS OR DAMAGE SHALL NOT EXCEED ONE TIMES THE NET PRODUCT PURCHASE PRICE.
- IN NO EVENT SHALL KENDALL HOWARD ASSUME ANY LIABILITY FOR INDIRECT, SPECIAL, INCIDENTAL, EXEMPLARY OR CONSEQUENTIAL DAMAGES OF ANY KIND WHATSOEVER, INCLUDING WITHOUT LIMITATION LOST PROFITS, BUSINESS INTERRUPTION OR LOSS OF DATA, WHETHER ANY CLAIM IS BASED UPON THEORIES OR CONTRACT, NEGLIGENCE, STRICT LIABILITY, TORT, OR OTHERWISE.

Miscellaneous:

- NO SALESPERSON, EMPLOYEE OR AGENT OF KENDALL HOWARD IS AUTHORIZED TO ADD TO OR VARY THE TERMS OF THIS WARRANTY. Warranty terms may be modified, if at all, only by a writing signed by a Kendall Howard officer.
- This Warranty is effective as of the date of Kendall Howard receipt of full payment and supersedes all previous warranties. Kendall Howard reserves the right to supplement or change the terms of this Warranty in any subsequent warranty offering to User or others.
- In the event that any provision of this Warranty should be or becomes invalid and/or unenforceable during the warranty period, the remaining terms and provisions shall continue in full force and effect.
- User shall complete the attached User Information Card and forward it to Kendall Howard within thirty (30) days of receipt of the Kendall Howard product.
- This Warranty is given in and performance hereunder is to be construed under the laws of the State of Minnesota.
- This Warranty represents the entire agreement between Kendall Howard and User with respect to the subject matter herein and supersedes all prior or contemporaneous oral or written communications, representations, understandings or agreements relating to this subject.