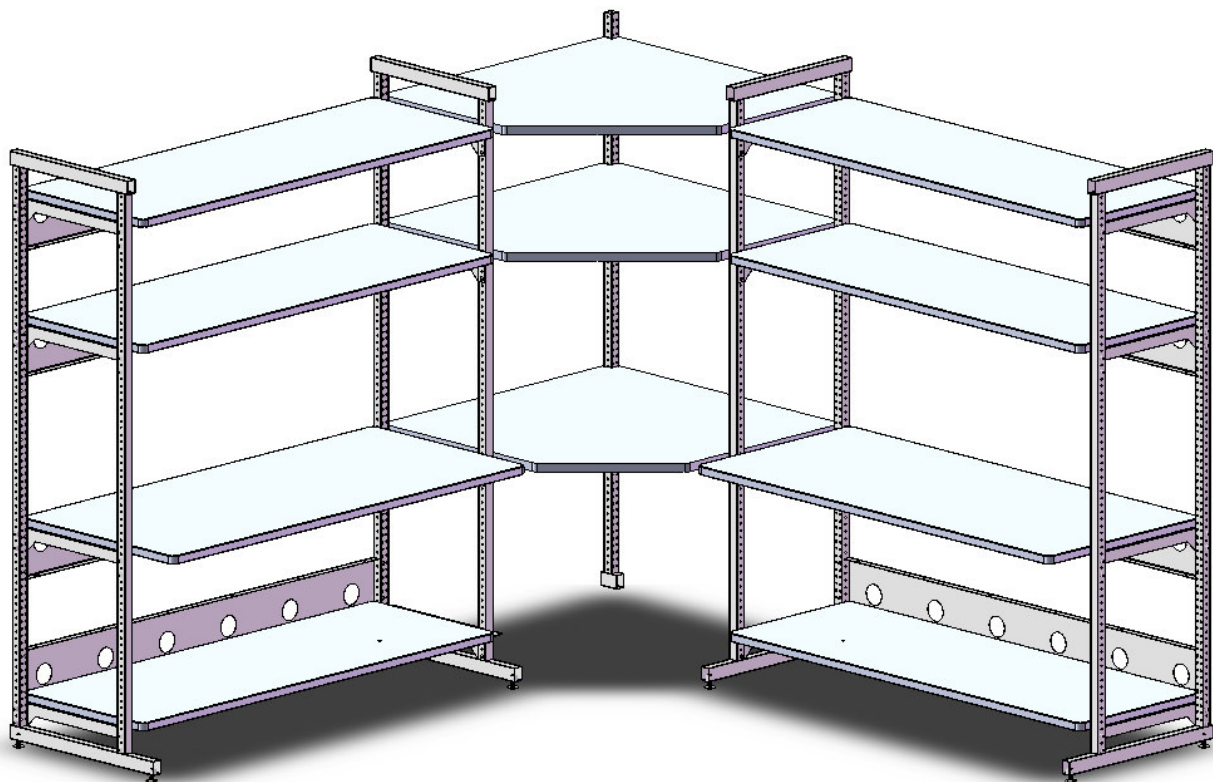


KENDALL HOWARD

Assembly and Maintenance Manual

4 Post Workbenches, LAN Stations



Your New 4 Post Workstation

Congratulations on your new Kendall Howard 4 Post LAN Station Workbench. This manual will step you through the assembly process. If you have trouble, please feel free to call our customer service department from 8:30 AM to 5:30 PM CST.

NOTE: THESE INSTRUCTIONS ARE UNIVERSAL FOR ALL SIZES. ALTHOUGH THE PICTURES IN THIS MANUAL ARE OF THE 72" VERSION, THE ASSEMBLY PROCESS IS THE SAME FOR ALL SIZES.

Kit Sets

The 4-post workbench series is designed in a series of kits so that the user may design a custom bench that will work with their specific needs. The workbenches may be used as standalone units or as a complete system of workbenches attached to each other making one large workbench system.

The kits are comprised of five types

- Legs: The left and right (and center if connecting benches together)
 - Packaged with 2 levelers
- Shelving: 24" (normally used for top and bottom shelves), and 30" (normally used for the main work surface)
 - Packaged with 2 shelf supports and 6 bolt sets
- Back Plates: Used for cable management and to shore the workbench.
 - Packaged with shelf screws
- Corner Leg
 - Packaged with 1 leveler
- Corner Back Plates: Used for corner benches only
 - Packaged with both left and right plates, 8 bolt sets, and shelf screws.

Determining how many legs are required

When configuring your new bench system, you will need two legs for each bench ordered unless the benches are to be connected together. As a rule, once benches are connected, you will need one less leg. Note the picture below showing two benches together.

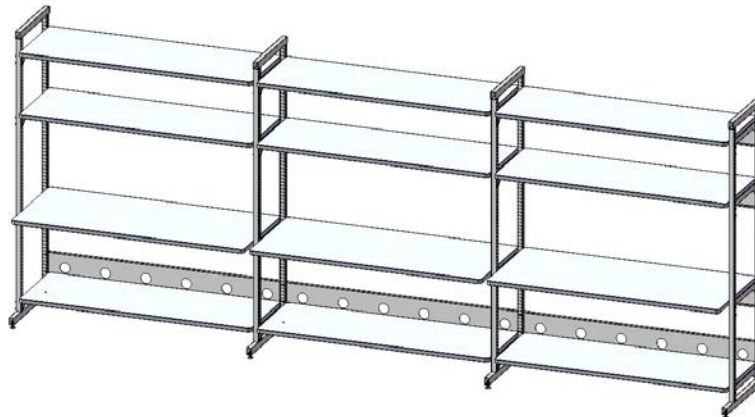
Single workbench requires 2 legs



Double workstation required 3 legs

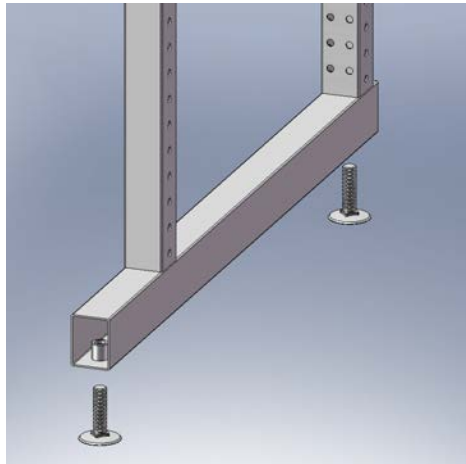


Triple workstation requires 4 legs



Step 1. Assembling the Leg Kits

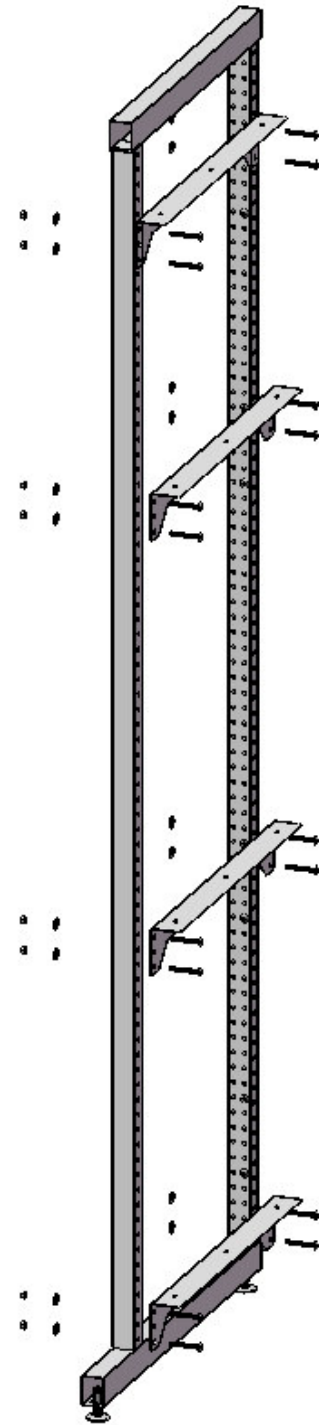
Remove leg kits from their packaging. Each leg kit should have a leg frame, 2 levelers and 4 end caps. Insert the levelers so that both are even (usually screw them all the way in to start). Insert the plastic end caps.



Step 2. Assembling the side shelf brackets

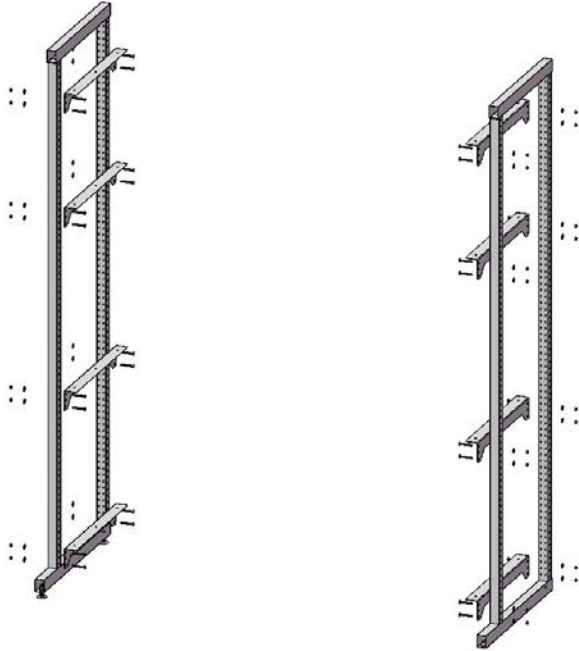
In each shelf box you will find 2 shelf brackets, 8 bolt sets and 6 shelf screws. Determine where you want each shelf to be placed and attach the shelf brackets accordingly.

Remove leg kits from their packaging. Each leg kit should have a leg frame, 2 levelers and 4 end caps. Insert the levelers so that both are even (usually screw them all the way in to start). Insert the plastic end caps.



Left leg shown in picture

Single bench left and right leg assembly



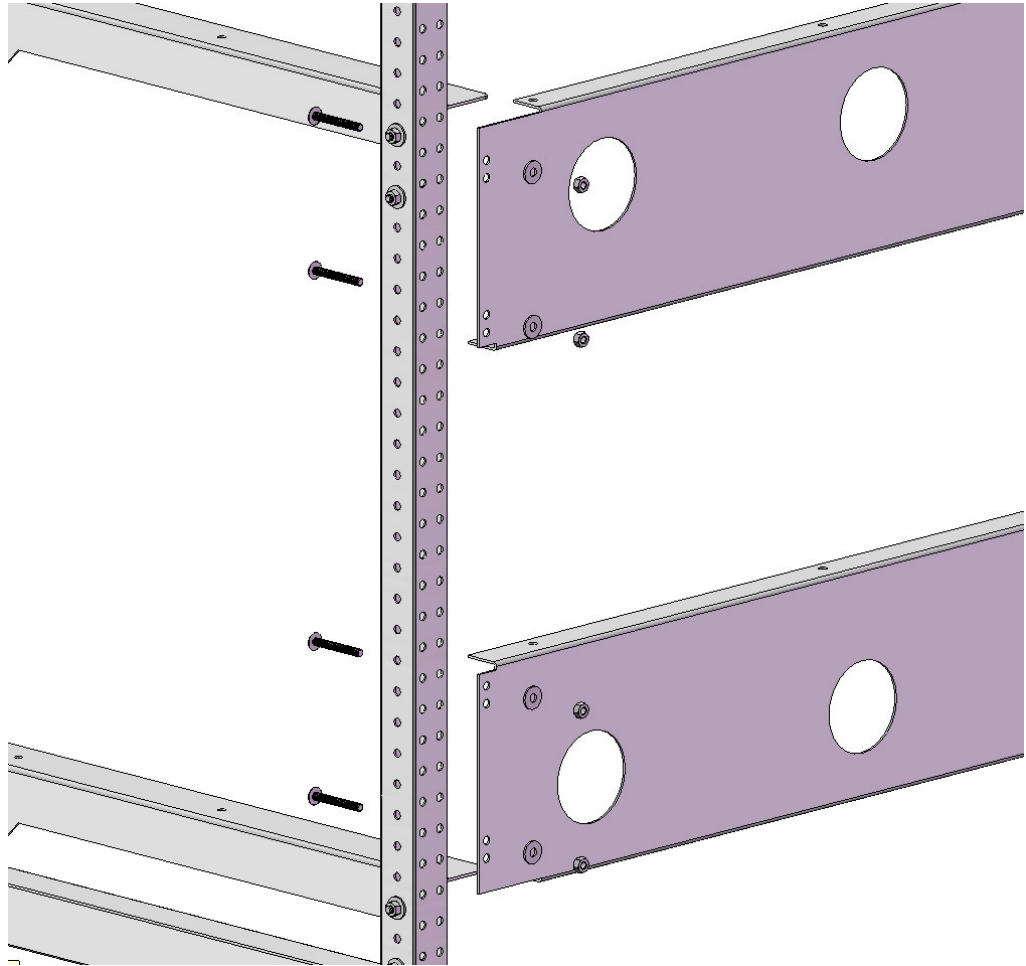
Multiple bench leg setup



Step 3. Assembling back plates

Each back plate box will come with 4 bolt sets and shelf screws (quantities vary with shelf size). The back plates are designed to be mounted below each shelf and used as cable management or may be mounted above the shelf to act as a back stop.

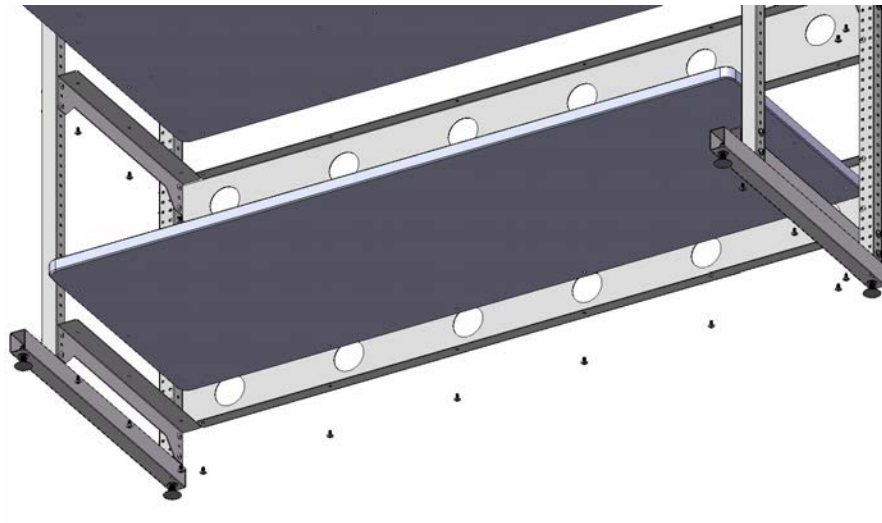
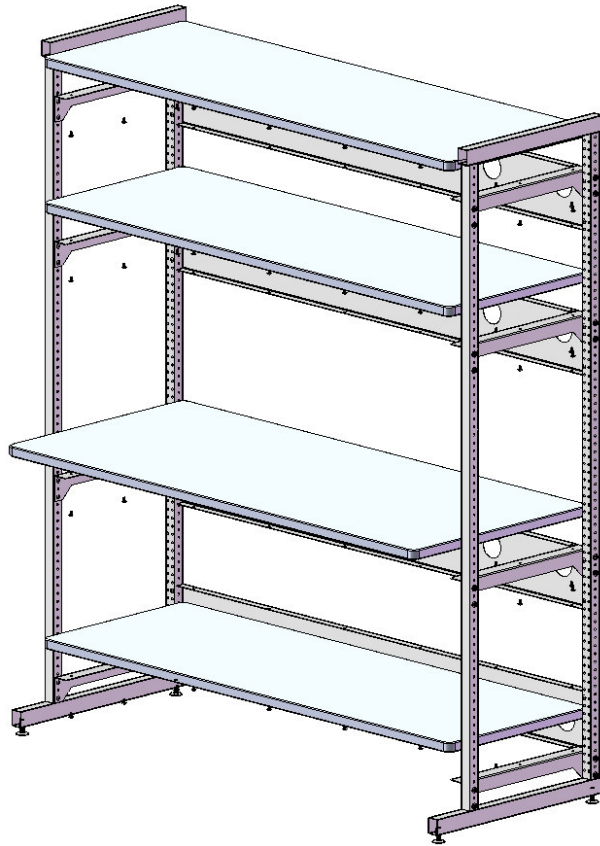
Align the back plate so that the shorter edge flange is attached to the shelf.



Notice that the lower back plate (on the bottom shelf) is reversed from the back plate that mounts to the work surface.

Step 4. Assembling the shelving

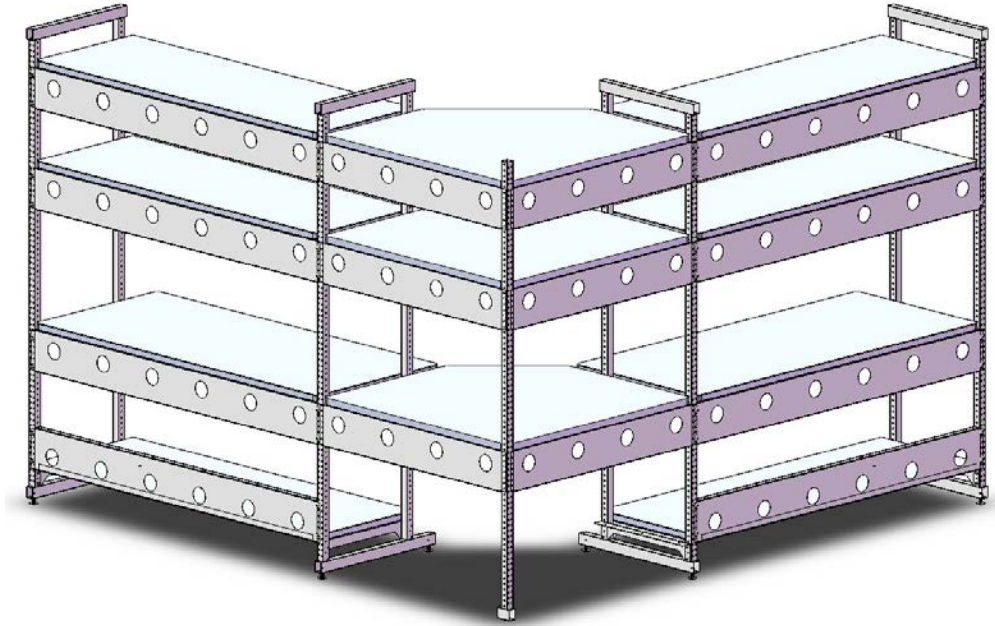
Set the shelving on the support brackets installed in the earlier steps then attach with the provided 1/2" screws



Shown from the bottom

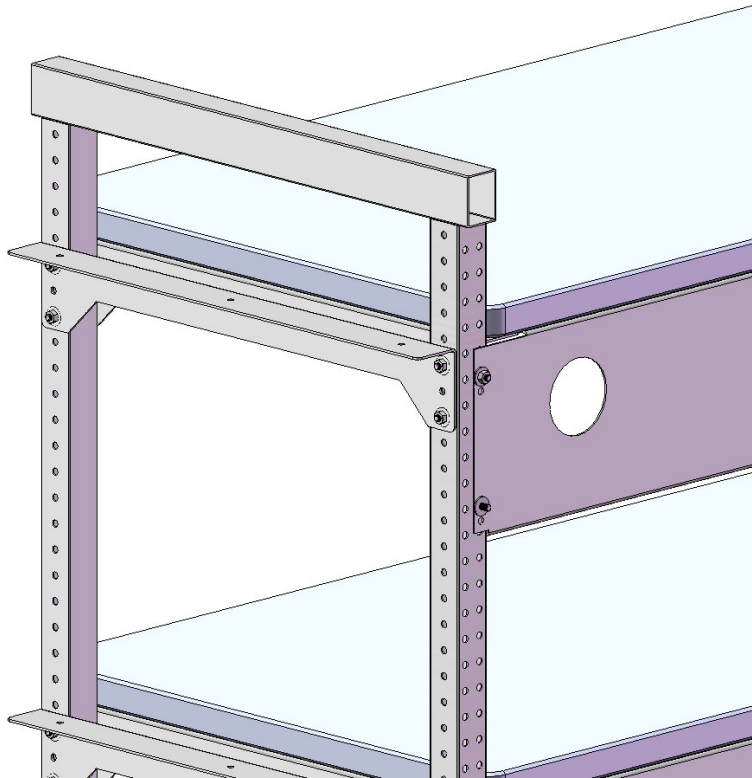
Step 5. Adding a Corner Bench

When adding a corner workbench where there is a workbench on the left and right, YOU DO NOT NEED ANY SIDE LEG KITS. You will however, need 1 corner post leg kit.

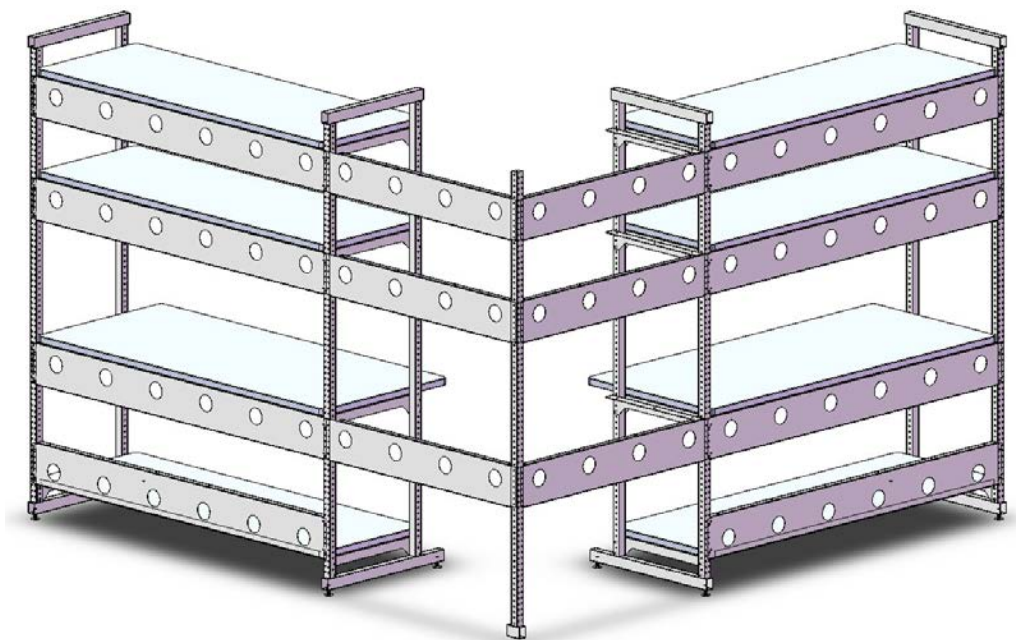


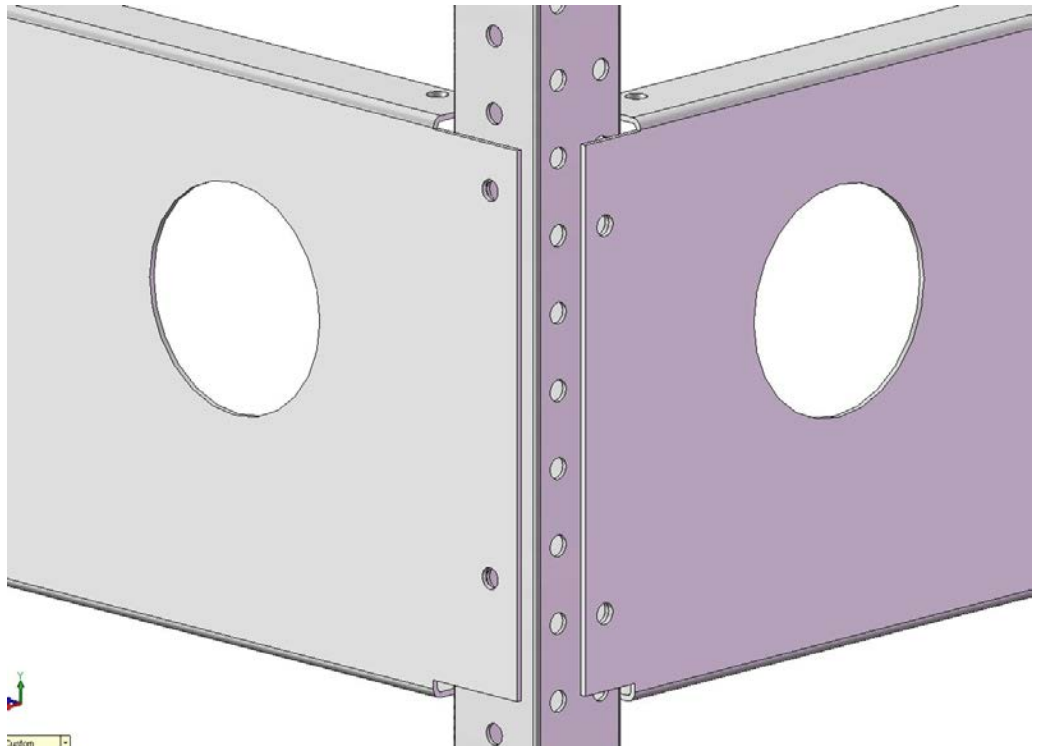
Assemble side benches complete before assembling corner bench. Attach shelf brackets to the frames of the preassembled benches as shown on the right side below.





Attach left and right back plates to corner post. See detail on 2nd diagram.





Add shelving and attach with screws as in step 4.



Maintaining Your New Workbench

Your new Kendall Howard Performance Workbench is constructed with some of the highest quality materials available today. To keep your Workbench looking new, we recommend cleaning it regularly damp cloth using a mild soap and water solution.

- **Do not use abrasive cleaners.**
- **Keep work surface away from petroleum products**
- **Keep away from open flames. Shelving is constructed from a wood product and is not fire proof.**
- **If you opted for casters on your bench, moving the bench around may loosen the hardware over time. Periodically check that all bolts and screws are tightened.**
- **Do not exceed the weight thresholds for your bench. This could result in serious injury or death.**

Limited Warranty

General:

Under certain circumstances we offer with our products the following One Year Warranty Against Defects in Material and Workmanship. Please read your Warranty carefully. This Warranty sets forth our responsibilities in the unlikely event of defect and tells you how to obtain performance under this Warranty.

ONE YEAR LIMITED WARRANTY AGAINST DEFECTS IN MATERIAL AND WORKMANSHIP

KENDALL HOWARD PRODUCTS COVERED:

4-Post LAN Benches and Workstations

Terms of Warranty:

As provided herein, the Kendall Howard product is warranted to be free of defects in material and workmanship for a period of one year from the date of product purchase from Kendall Howard, not to exceed fifteen (15) months from the date of product manufacture. The date of purchase will be determined only from the Kendall Howard sales order acknowledgment. If any part or portion of the Kendall Howard product fails to conform to the Warranty within the Warranty period, Kendall Howard, at its option, will furnish new or factory remanufactured products for repair or replacement of that portion or part.

Warranty Extends to First Purchaser for Use. Non-transferable:

This Warranty is extended to the first person, firm, association or corporation for whom the Kendall Howard product specified herein is originally sold for use in the United States (the "User"). This Warranty is not transferable or assignable without the prior written permission of Kendall Howard.

Assignment of Warranties:

Kendall Howard assigns to User any warranties which are made by manufacturers and suppliers of components of the Kendall Howard product and which are assignable, but Kendall Howard makes NO REPRESENTATIONS as to the effectiveness or extent of such warranties, assumes NO RESPONSIBILITY for any matters which may be warranted by such manufacturers or suppliers and extends no coverage under this Warranty to such components.

Drawings, Descriptions:

Kendall Howard warrants for the period and on the terms of the Warranty set forth herein that the Kendall Howard product will conform to the descriptions contained in Kendall Howard final invoices, orders, proposals (as modified) and other Kendall Howard descriptive documents ("Descriptions"). Kendall Howard does not control the use of any Kendall Howard product. Accordingly, it is understood that the Descriptions are NOT WARRANTIES OF PERFORMANCE and NOT WARRANTIES OF FITNESS FOR A PARTICULAR PURPOSE.

Warranty Claims Procedure:

Within a reasonable time, but in no case to exceed ninety (90) days, after User's discovery of a defect, User shall contact Kendall Howard at 1-651-340-1400. Subject to the limitations specified herein, a Kendall Howard customer service representative will repair or replace the non-conforming Kendall Howard product warranted hereunder, without charge for materials. User will not be charged for labor if performed within ninety (90) days of product purchase. In all other instances, User will be charged for labor performed at Kendall Howard's then current rates. Kendall Howard shall assume shipping costs for replacement products and return of the defective product to Kendall Howard. Warranty coverage will be extended only after Kendall Howard inspection discloses the claimed defect and shows no signs of treatment or use which would void the coverage of this Warranty.

Warranty Performance of Component Manufacturers:

It is Kendall Howard's practice, consistent with its desire to remedy Warranty defects in the most prompt and effective manner possible, to cooperate with and utilize the services of component manufacturers and their authorized representatives in the performance of work to correct defects in the Kendall Howard components. Accordingly, Kendall Howard may utilize third parties in the performance of Warranty work, including repair or replacement hereunder, where, in Kendall Howard's opinion, such work can be performed in less time, and with less .

Items Not Covered By Warranty:

THIS WARRANTY DOES NOT COVER DAMAGE OR DEFECT CAUSED BY misuse, improper application, wrong or inadequate electrical current or connection, negligence, inappropriate on site operating conditions, repair by non-Kendall Howard designated personnel, accident in transit, tampering, alterations, a change in location or operating use, exposure to the elements, Acts of God, theft or installation contrary to Kendall Howard 's recommendations or specifications, or in any event if the Kendall Howard serial number has been altered, defaced, or removed.

THIS WARRANTY DOES NOT COVER installation costs, external circuit breaker resetting or maintenance or service items and further, except as may be specifically provided for herein, does NOT include labor or shipping costs arising from the repair or replacement of the Kendall Howard product, or any part thereof, or charges to remove same from any premises of User.

THIS WARRANTY IS VOID if User alters the product in any way.

Limitations:

- THIS WARRANTY IS IN LIEU OF AND EXCLUDES ALL OTHER WARRANTIES, EXPRESS OR IMPLIED, INCLUDING MERCHANTABILITY AND FITNESS FOR A PARTICULAR PURPOSE.
- USER'S SOLE AND EXCLUSIVE REMEDY IS REPAIR OR REPLACEMENT OF THE KENDALL HOWARD PRODUCT AS SET FORTH HEREIN.
- IF USER'S REMEDY IS DEEMED TO FAIL OF ITS ESSENTIAL PURPOSE BY A COURT OF COMPETENT JURISDICTION, KENDALL HOWARD'S RESPONSIBILITY FOR PROPERTY LOSS OR DAMAGE SHALL NOT EXCEED ONE TIMES THE NET PRODUCT PURCHASE PRICE.
- IN NO EVENT SHALL KENDALL HOWARD ASSUME ANY LIABILITY FOR INDIRECT, SPECIAL, INCIDENTAL, EXEMPLARY OR CONSEQUENTIAL DAMAGES OF ANY KIND WHATSOEVER, INCLUDING WITHOUT LIMITATION LOST PROFITS, BUSINESS INTERRUPTION OR LOSS OF DATA, WHETHER ANY CLAIM IS BASED UPON THEORIES OR CONTRACT, NEGLIGENCE, STRICT LIABILITY, TORT, OR OTHERWISE.

Miscellaneous:

- NO SALESPERSON, EMPLOYEE OR AGENT OF KENDALL HOWARD IS AUTHORIZED TO ADD TO OR VARY THE TERMS OF THIS WARRANTY. Warranty terms may be modified, if at all, only by a writing signed by a Kendall Howard officer.
- This Warranty is effective as of the date of Kendall Howard receipt of full payment and supersedes all previous warranties. Kendall Howard reserves the right to supplement or change the terms of this Warranty in any subsequent warranty offering to User or others.
- In the event that any provision of this Warranty should be or becomes invalid and/or unenforceable during the warranty period, the remaining terms and provisions shall continue in full force and effect.
- User shall complete the attached User Information Card and forward it to Kendall Howard within thirty (30) days of receipt of the Kendall Howard product.
- This Warranty is given in and performance hereunder is to be construed under the laws of the State of Minnesota.
- This Warranty represents the entire agreement between Kendall Howard and User with respect to the subject matter herein and supersedes all prior or contemporaneous oral or written communications, representations, understandings or agreements relating to this subject.