

## Wall Mounted Monitor Arm

### Mounting Options

Wall mount arm can be mounted directly onto timber stud or masonry wall

### Display Mounting Options

VESA 75 x 75mm  
VESA 100 x 100mm

### Consist of

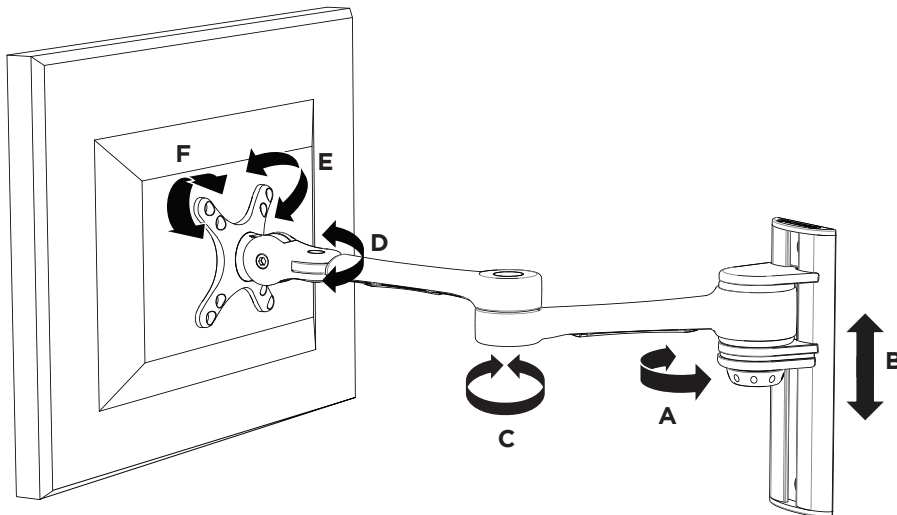
Wall mount arm  
Fasteners  
Mounting hardware

### Warranty

10 years limited

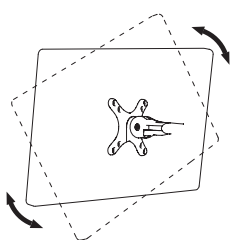
### Display Weight Compatibility

Max. 8kg (17.6lbs)



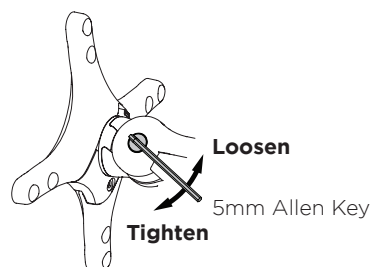
- A** 180° rotation around wall plate
- B** 128mm (5") vertical adjustment
- C** 360° articulation of arms
- D** 180° pan adjustment
- E** Tilt  $\pm 70^\circ$
- F**  $\pm 95^\circ$  Portrait/landscape adjustment

### Portrait/ Landscape



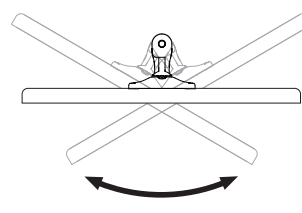
No Allen Key

### Tilt (Screen angle up/down)



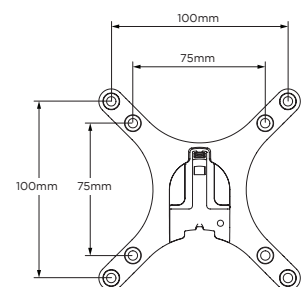
**Note:** Support Screen when adjusting tilt.

### Pan (Screen angle left/right)



No Allen Key necessary

### VESA 75 x 75 / 100 x 100mm



# Overall Dimensions

